10 Crucial Crochet Cheat Sheets

*theAmericanCrochetAssociation

- WIP PROJECT NOTECARD
- CROCHET REPEAT SYMBOLS
- CROCHET SKILL & PROJECT LEVEL
- YARN WEIGHT CLASSIFICATION
- CROCHET HOOK SIZE RANGES
- BLANKET MEASUREMENT GUIDE
- HAT MEASUREMENT GUIDE
- CROCHET HOOK ANATOMY
- CROCHET INCREASES: SINGLE, HALF DOUBLE, DOUBLE, TRIPLE
- BOBBLE, CLUSTER, POPCORN & PUFF STITCH COMPARISON



The ACA is made and managed by Salena Baca, a crochet professional, just for people who love crochet.

If you're looking for a clear path to build crochet skills, earn crochet certificates, start a crochet career, or just be part of an education-driven crochet community…

We have **crochet memberships** for all skill levels!

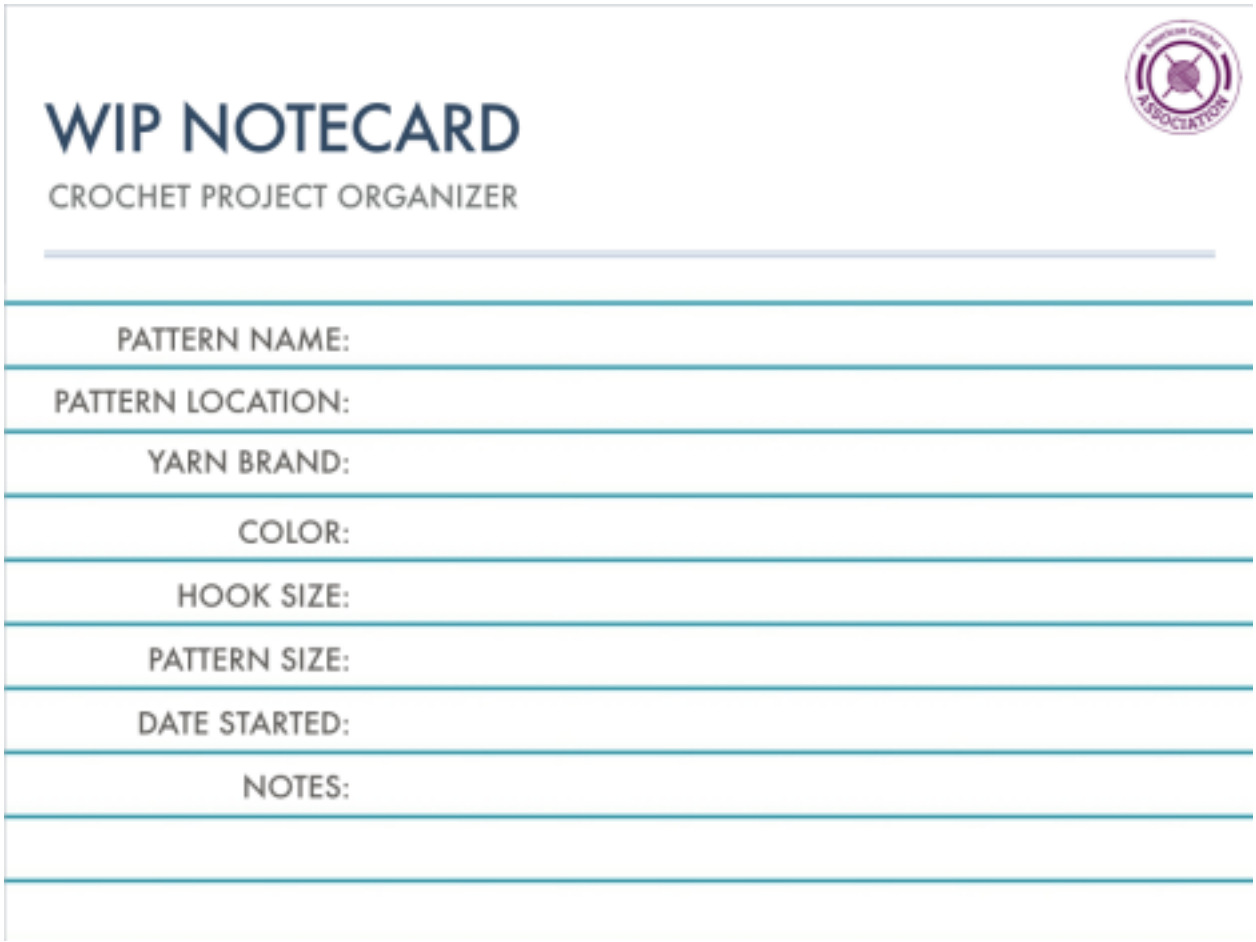

WIP Notecard

Whether you only have one WIP (or over a hundred), using a notecard with every WIP will save you time, energy, and yarn.

Learn more and download a WIP Notecard of your own: [3 Crochet Tools You Should Use – Recommendations From A Professional]

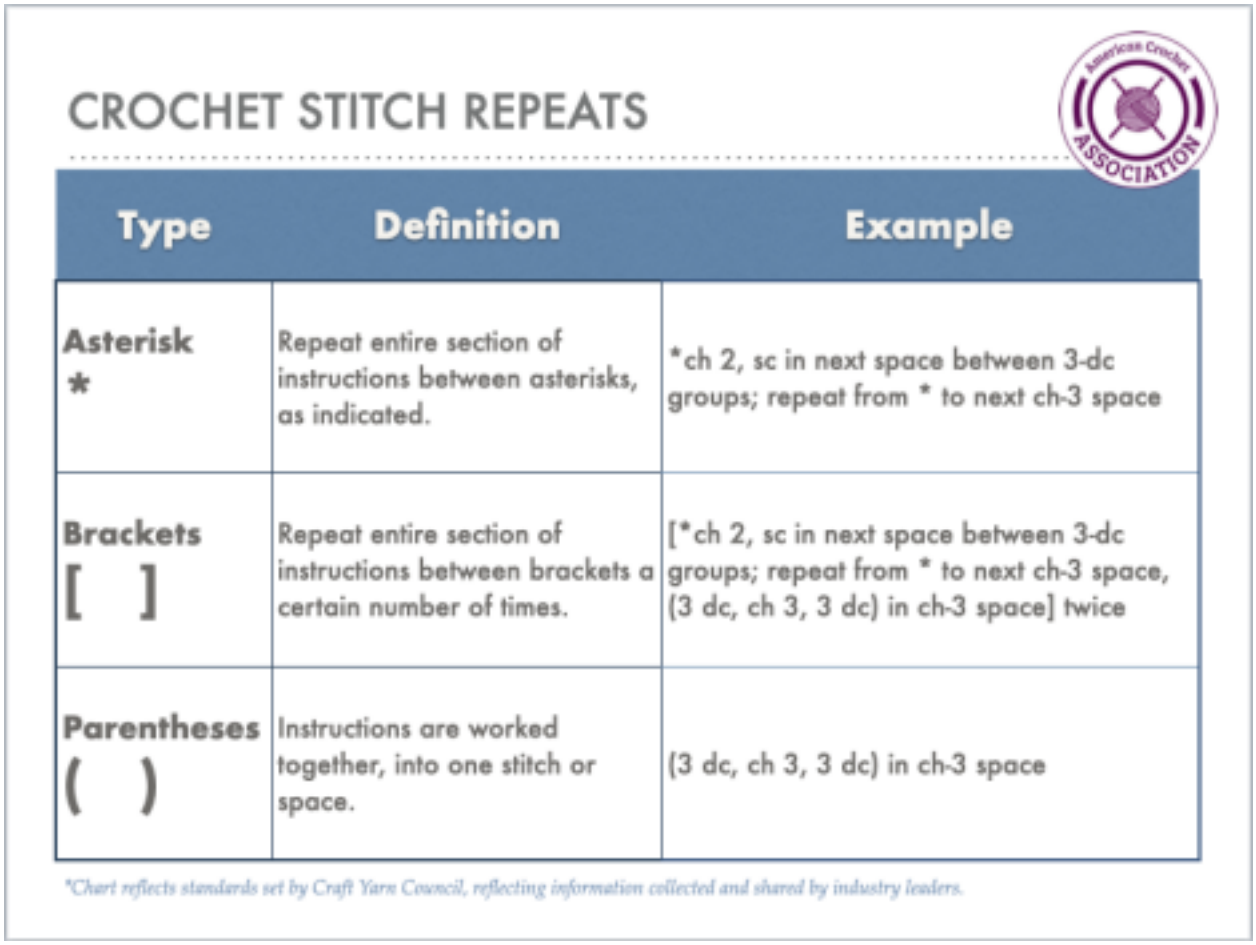

CROCHET STITCH REPEATS

Type	Definition	Example
Asterisk *	Repeat entire section of instructions between asterisks, as indicated.	*ch 2, sc in next space between 3-dc groups; repeat from * to next ch-3 space
Brackets [ ]	Repeat entire section of instructions between brackets a certain number of times.	[*ch 2, sc in next space between 3-dc groups; repeat from * to next ch-3 space, (3 dc, ch 3, 3 dc) in ch-3 space] twice
Parentheses ( )	Instructions are worked together, into one stitch or space.	(3 dc, ch 3, 3 dc) in ch-3 space

*Chart reflects standards set by Craft Yarn Council, reflecting information collected and shared by industry leaders.

Crochet Repeat Symbols

When a pattern has a complex stitch repeat that does not begin or end equally, these crochet pattern symbols are necessary to help shorten the length of the instructions into their simplest form.

Learn more and download a crochet pattern repeat cheat sheet of your own today: [Crochet Repeat Symbols – Asterisks, Brackets, and Parentheses]



Weight: Number & Class	0	1	2	3	4	5	6	7
	Lace	Super Fine	Fine	Light	Medium	Bulky	Super Bulky	Jumbo
Sub-Class	- Fingering 10 Count Thread	- Sock - Fingering - Baby	- Sport - Baby	- DK - Light Worsted	- Worsted - Afghan - Aran	- Chunky - Craft - Rug	- Super Bulky - Roving	- Jumbo - Roving
Wraps Per Inch	30-40+	14-30	12-18	11-15	9-12	6-9	5-6	1-4

Yarn Weights

If you feel confused and overwhelmed by all of the different yarn numbers, yarn names, yarn weights and yarn sizes that yarn is made in, then the following will definitely help to explain the US yarn weight classification system!

Learn more and download a yarn weight cheat sheet of your own today: [Yarn Weights Explained: A Guide For Crocheters]

Metric	USA
2.25mm	B-1
2.50mm	-
2.75mm	C-2
3.125mm	D
3.25mm	D-3
3.50mm	E-4
3.75mm	F-5
4mm	G-6
4.25mm	G
4.50mm	7

Metric	USA
5mm	H-8
5.25mm	I
5.50mm	I-9
5.75mm	J
6mm	J-10
6.5mm	K-10.5
7mm	-
8mm	L-11
9mm	M/N-13

Metric	USA
10mm	N/P-15
11.50mm	P-16
12mm	-
15mm	P/Q
15.75mm	Q
16mm	Q
19mm	S
25mm	T/U/X
30mm	T/X

Crochet Hook Size Ranges

Hooks for yarn weights 0-7, in metric and US classifications.

**Data shows Craft Yarn Council guidelines, reflecting information collected and shared by industry leaders.*

CROCHET TOOLS: HOOK ANATOMY



Crochet Hooks

Hooks come in various sizes, materials, brands, and styles. The most important thing to know for beginners is that the hook size you choose will depend on the yarn thickness and your project.

Learn more and download a Standard Hook Size and Anatomy cheat sheets of your own today: How to Crochet for Beginners



Crochet Blanket Measurement Guide

Learn more about crochet blanket sizes: [Crochet Blanket Sizes: Tips, stitches, patterns, and a cheat sheet]

HATS & HEADBANDS

Child, Women, Men: Measurement Guide



SIZE TIPS:

- Size by age may differ; for best fit, measure head as indicated.
- To measure around: Use fabric tape measure from center of forehead, around.
- To measure how tall: Use fabric tape measure from crown of head to center ear.
- Size guide cannot account for all hat styles.

Inches Around	Inches Tall	General Size
12″	5″	Newborn
14″	5.5″	up to 6m
16″	6″	12m-5y
18″	6.5″	5-12y
20″	7″	Teen
22″	7.5″	Adult
24″	8″	Adult Large

**Information within chart based on industry estimates*

Crochet Hat Measurement Guide

Looking for the path to crochet hat bliss? I've gathered the most popular hat sizes for crochet (from newborn to adult) that you can use as a guide to make measuring your crochet stitches and projects easy.

Learn more and download a Crochet Hat Size cheat sheet of your own today: Crochet Hat Size Chart and Calculator

CROCHETING IN THE ROUND

Rate of increase per stitch for flat circles in the round

Stitch	Beginning Round	Increase (per round)
Single	6-8	6 (12, 18, 24, 30, 36, 42, 48...) 8 (16, 24, 32, 40, 48, 56, 64...)
Half Double	10-12	10 (20, 30, 40, 50, 60, 70, 80...) 12 (24, 36, 48, 60, 72, 84, 96...)
Double	12-14	12 (24, 36, 48, 60, 72, 84, 96...) 14 (28, 42, 56, 70, 84, 98, 112...)
Triple	14-16	14 (28, 42, 56, 70, 84, 98, 112...) 16 (32, 48, 64, 80, 96, 112, 128...)

** Depending on the stitch(es) used, yarn, and tension, the rate of increase will vary.*

Crochet in Joined Rounds

When working in joined rounds, to create flat and even circles, every round increases to expand the size and stitch count of the last round.

Learn more and download a Single, Half Double, and Double pattern cheat sheet of your own today: [Crochet Circle Pattern – SC, HDC, and DC Step-by-Step]

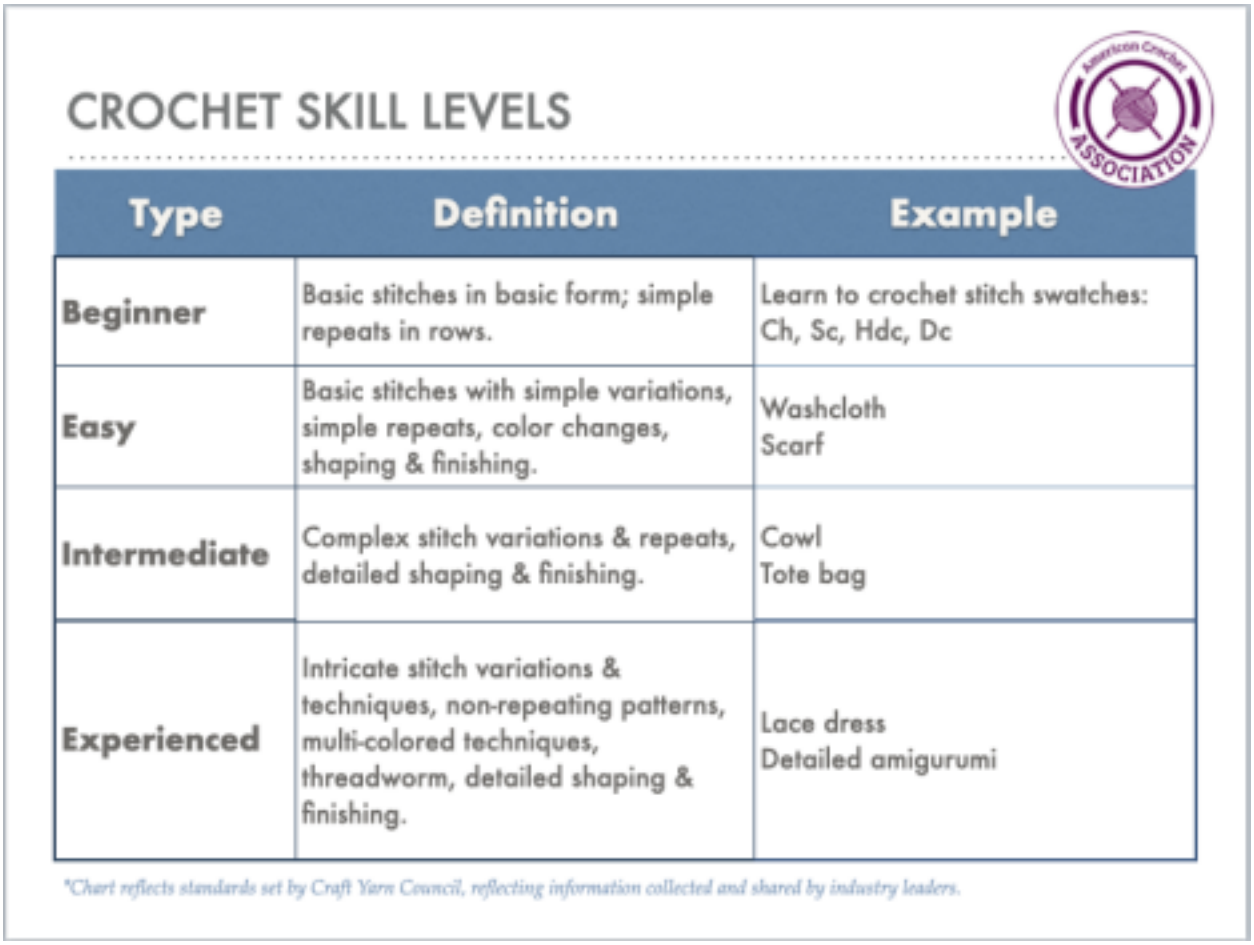

CROCHET SKILL LEVELS

Type	Definition	Example
Beginner	Basic stitches in basic form; simple repeats in rows.	Learn to crochet stitch swatches: Ch, Sc, Hdc, Dc
Easy	Basic stitches with simple variations, simple repeats, color changes, shaping & finishing.	Washcloth Scarf
Intermediate	Complex stitch variations & repeats, detailed shaping & finishing.	Cowl Tote bag
Experienced	Intricate stitch variations & techniques, non-repeating patterns, multi-colored techniques, threadworm, detailed shaping & finishing.	Lace dress Detailed amigurumi

**Chart reflects standards set by Craft Yarn Council, reflecting information collected and shared by industry leaders.*

Crochet Skill Level

Whether you're a newbie just learning to chain or a seasoned pro tackling intricate lacework, knowing your skill level can help you pick the right patterns and grow your crochet expertise with confidence!

Learn more and download a Crochet Skill Level cheat sheet of your own today: [What is your crochet skill level?]

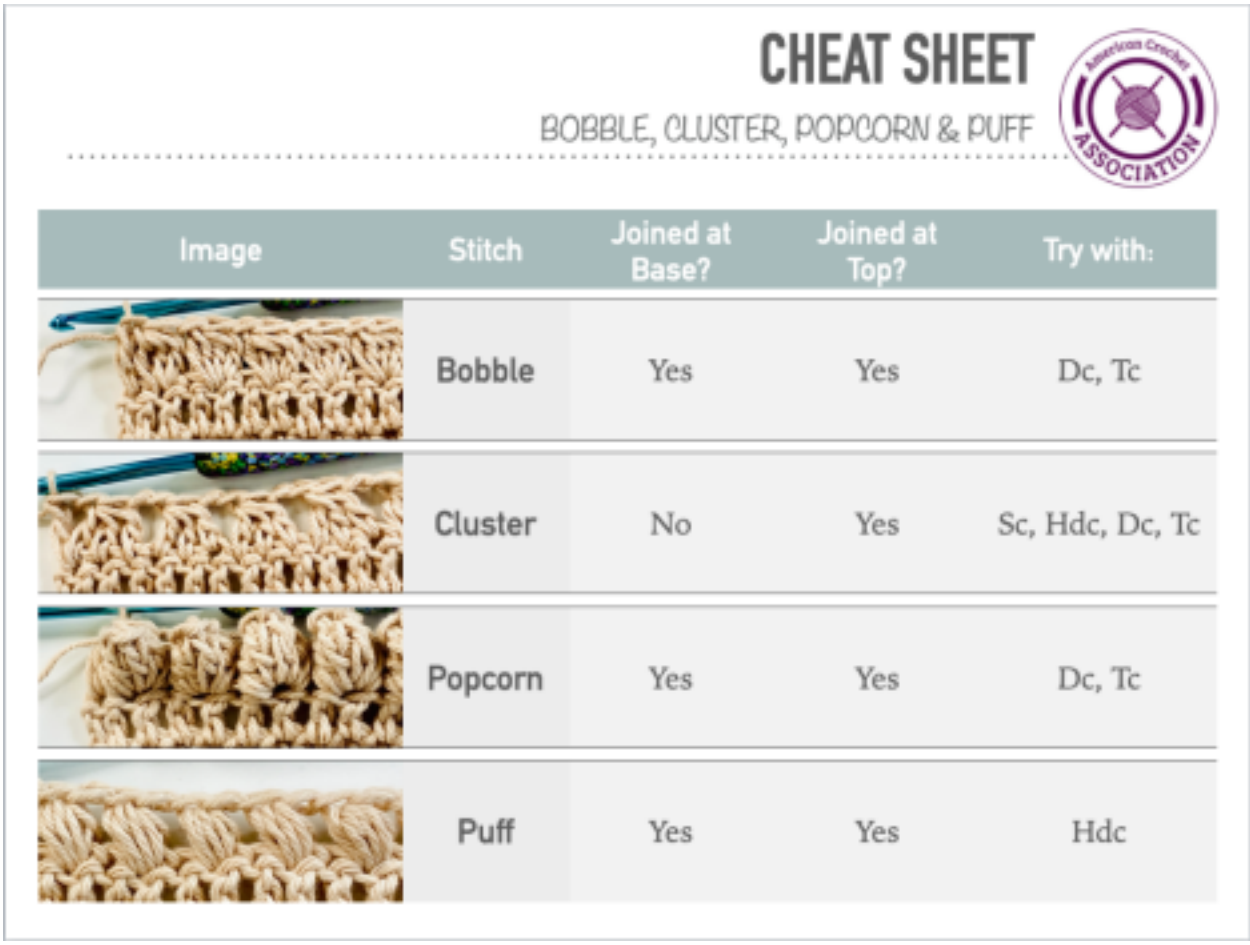

CHEAT SHEET

BOBBLE, CLUSTER, POPCORN & PUFF

Image	Stitch	Joined at Base?	Joined at Top?	Try with:
	Bobble	Yes	Yes	Dc, Tc
	Cluster	No	Yes	Sc, Hdc, Dc, Tc
	Popcorn	Yes	Yes	Dc, Tc
	Puff	Yes	Yes	Hdc

Bobble, Cluster, Popcorn & Puff

In this post, I'll show you how to easily tell the difference between each of these crochet stitches, with pictures, written instructions and a video tutorial, so you can work each one up today!

Learn more and download a cheat sheet of your own today: [Bobble Stitch Crochet and Beyond – How to Tell Textured Stitches Apart]